

FIVE FARMS - STAGE 26 BUILDING ENVELOPE DIAGRAM

For Lots in this plan containing Building Envelopes:


The building envelope applies to the ground floor level only and is limited in height to 3.60 metres. Additional setbacks will apply to upper floors in accordance with the Building Regulations 2018.

Garages are to be setback a minimum of 5.50 metres from the Primary Frontage of the allotment.

The building can be built on either side boundary where noted as "0 or 1" on this diagram but must maintain a minimum 1m setback to the opposite boundary.

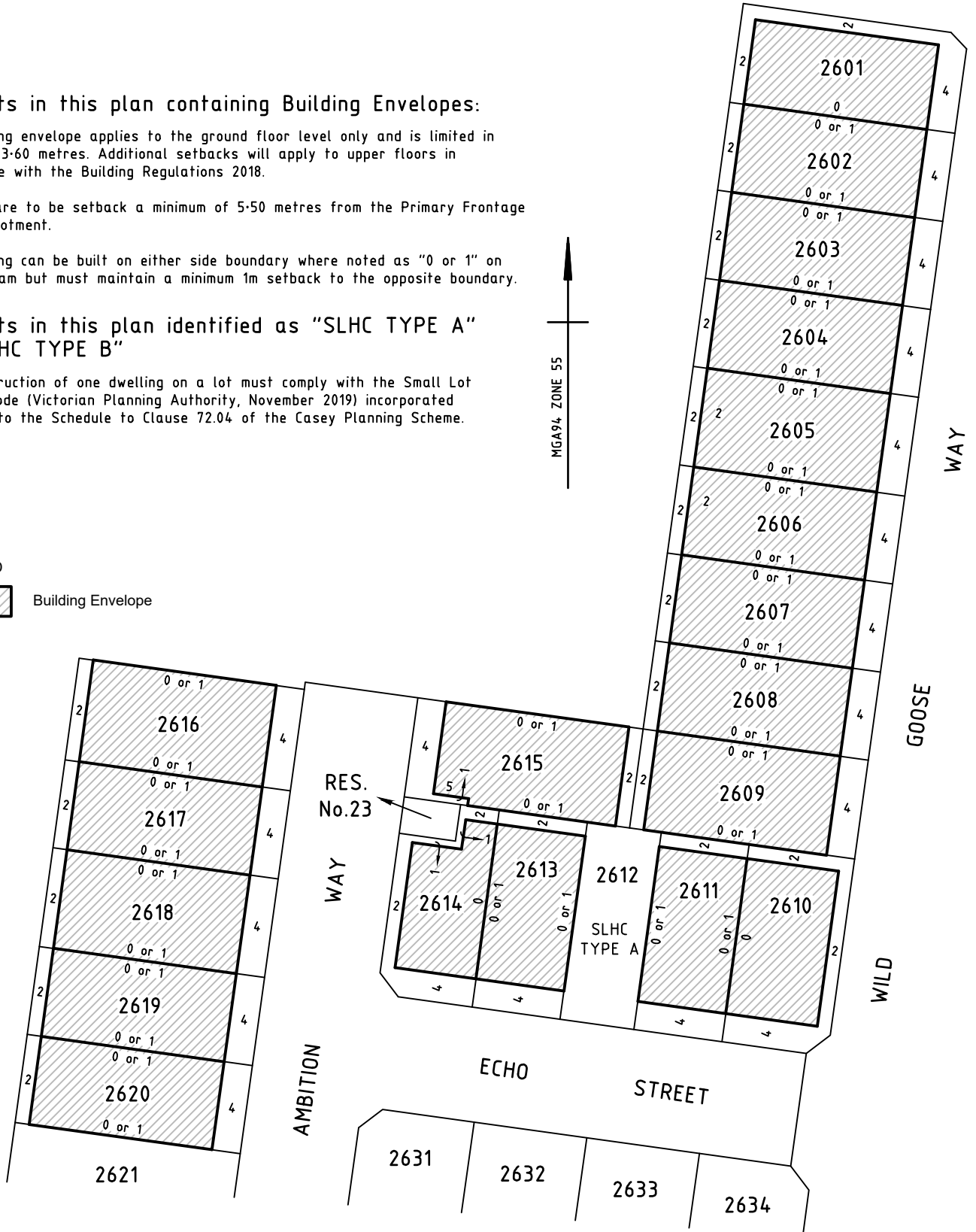
For Lots in this plan identified as "SLHC TYPE A" or "SLHC TYPE B"

The construction of one dwelling on a lot must comply with the Small Lot Housing Code (Victorian Planning Authority, November 2019) incorporated pursuant to the Schedule to Clause 72.04 of the Casey Planning Scheme.



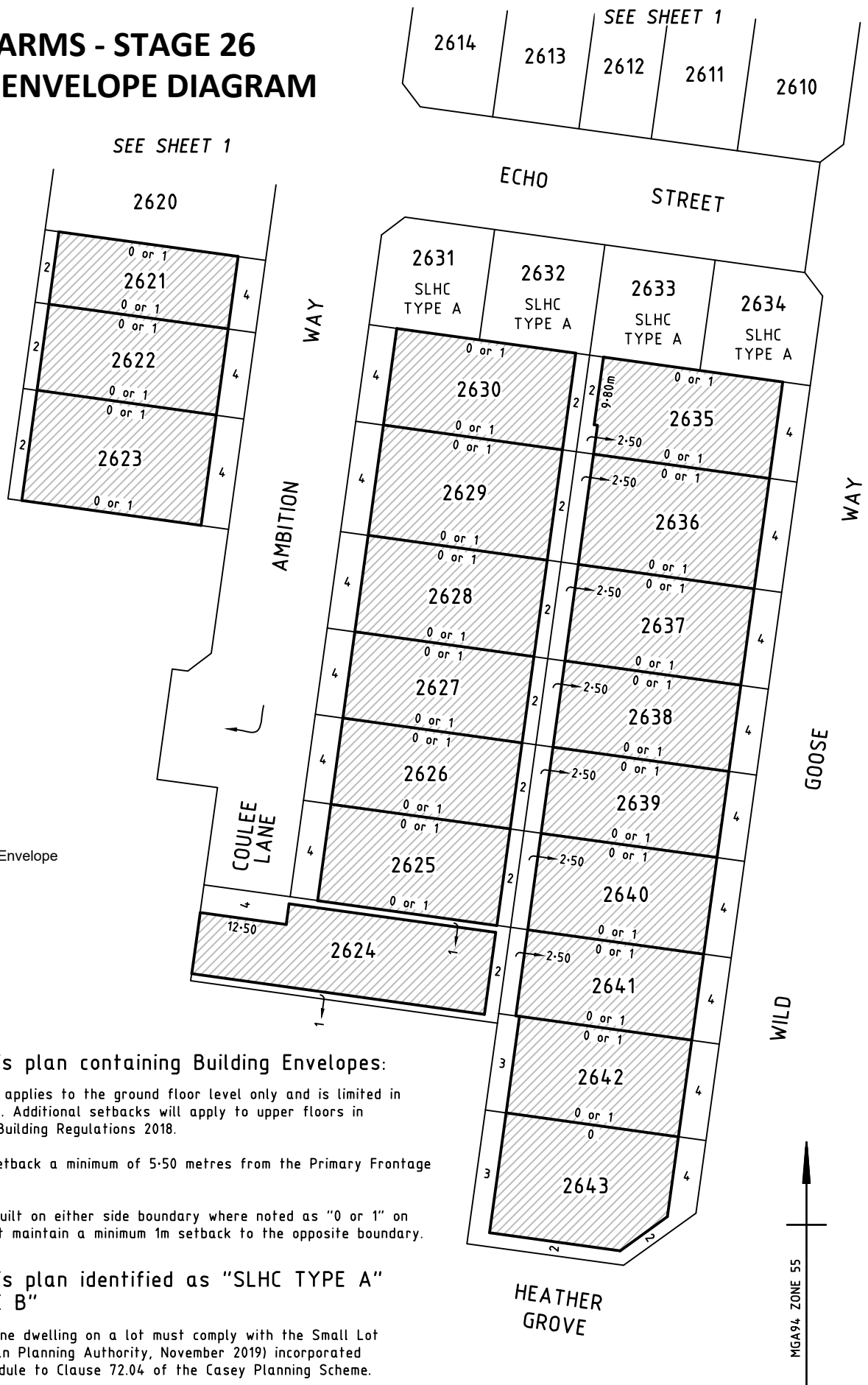
LEGEND

Building Envelope



SEE SHEET 2

FIVE FARMS - STAGE 26 BUILDING ENVELOPE DIAGRAM



LEGEND

 Building Envelope

For Lots in this plan containing Building Envelopes:

The building envelope applies to the ground floor level only and is limited in height to 3-60 metres. Additional setbacks will apply to upper floors in accordance with the Building Regulations 2018.

Garages are to be setback a minimum of 5-50 metres from the Primary Frontage of the allotment.

The building can be built on either side boundary where noted as "0 or 1" on this diagram but must maintain a minimum 1m setback to the opposite boundary.

For Lots in this plan identified as "SLHC TYPE A" or "SLHC TYPE B"

The construction of one dwelling on a lot must comply with the Small Lot Housing Code (Victorian Planning Authority, November 2019) incorporated pursuant to the Schedule to Clause 72.04 of the Casey Planning Scheme.